

Direct Connect Assembly and Installation Instructions

Professional electrician required for installation

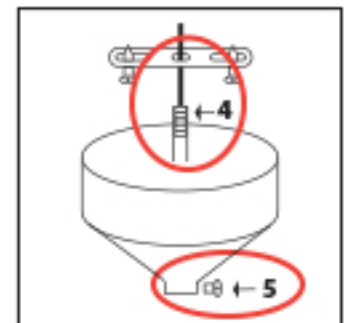
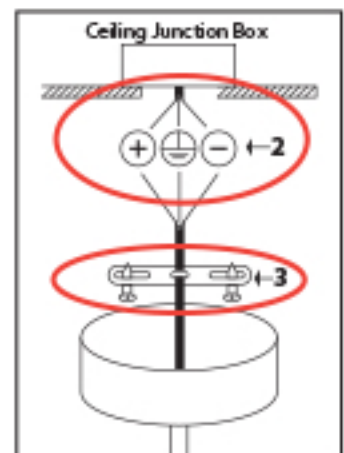
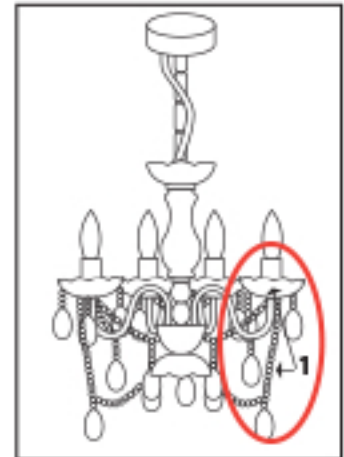
Safety Precautions for Installation:

- This lamp is for indoor use only
- Do not allow lamp to become wet
- Maximum 40 Watt E12 chandelier light bulbs (light bulbs not included)
- This is a flush mount, direct connect lamp. To plug into a wall socket, search "Gypsy Color Plug-in Kit" on Amazon.com to purchase the appropriate Plug-in Conversion Kit.

Note: A second person may be needed to hold the chandelier during installation.

1. Open box, pull the chandelier out of the box, unfold arms to the correct distance and re-attach the chain of beads between the arms. Open the white box, remove the cups with crystals and place on each arm over the light bulb socket.
2. This chandelier must be directly connected into your Ceiling Junction Box. Connect the chandelier wires to the Ceiling Junction Box wires using wire nuts (not included). The center green wire is the ground wire. The positive wire has writing on it and is marked with a "+" sticker. The negative wire has texture on it and is marked with a "-" sticker.
3. Use two screws to connect the metal hanging bracket directly to the Ceiling Junction Box. Not all ceiling boxes are the same size. This is why we have included two of the most common sized cross brackets and screws.
4. Connect chandelier to ceiling by screwing the central threaded pipe into the hanging bracket. This is how the chandelier will hang in place. Make sure there is slack in the wires so the chandelier can turn 2 or 3 times.
5. Push ceiling cap flush to the ceiling then tighten the small side screw to keep cap in place.

Note: Check to make sure that all crystals are in place. If not, inspect packaging carefully as crystals may have come loose during shipping. Contact Us directly to request replacement of any missing parts.



If you have any issues at all, we want to hear about it! The best way to resolve any product related issue is to email: info@gypsyscolor.com or call: 512-593-1324.

Our goal is to exceed your expectations with our chandelier and customer service. We would also love to see a picture of your newly decorated space—you can upload a picture along with your product review at Amazon.com.